

COURT OF COMMON PLEAS
State of Delaware

2023 Annual Report Statistical Information

COURT OF COMMON PLEAS

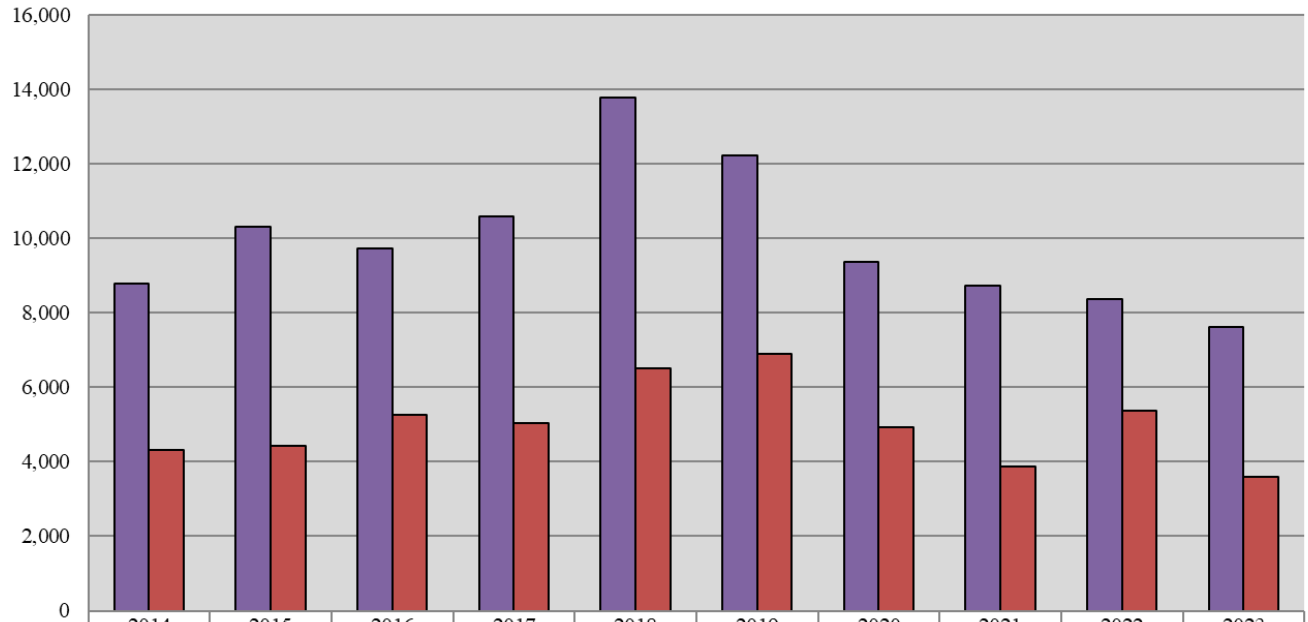
Caseload Summary - Fiscal Years 2022-2023 - Civil Case Filings				
	2022	2023	Change	% Change
New Castle County	4,990	4,611	-379	-7.6%
Kent County	1,629	1,484	-145	-8.9%
Sussex County	1,753	1,516	-237	-13.5%
State	8,372	7,611	-761	-9.1%

Caseload Summary - Fiscal Years 2022-2023 - Civil Case Dispositions				
	2022	2023	Change	% Change
New Castle County	3,261	2,126	-1,135	-34.8%
Kent County	1,014	638	-376	-37.1%
Sussex County	1,097	832	-265	-24.2%
State	5,372	3,596	-1,776	-33.1%

Caseload Breakdowns - Fiscal Year 2023- Civil Case Filings						
	Complaints		Civil Judgments, Name Changes & Appeals		Total	
New Castle County	3,009	65.3%	1,602	34.7%	4,611	100%
Kent County	942	63.5%	542	36.5%	1,484	100%
Sussex County	955	63.0%	561	37.0%	1,516	100%
State	4,906	64.5%	2,705	35.5%	7,611	100%

Source: Court Administrator, Court of Common Pleas; Administrative Office of the Courts.

Court of Common Pleas 10-Year Civil Caseload Trend



■ Filings	8,793	10,295	9,722	10,575	13,788	12,233	9,357	8,736	8,372	7,611
■ Dispositions	4,327	4,415	5,266	5,034	6,508	6,896	4,928	3,859	5,372	3,596

Fiscal Year

COURT OF COMMON PLEAS

Caseload Summary - Fiscal Years 2022-2023 - Criminal Misdemeanor Case Filings

	2022	2023	Change	% Change
New Castle County	34,152	35,367	1,215	3.6%
Kent County	20,913	24,952	4,039	19.3%
Sussex County	26,741	30,091	3,350	12.5%
State	81,806	90,410	8,604	10.5%

Caseload Summary - Fiscal Years 2022-2023 - Criminal Misdemeanor Case Dispositions

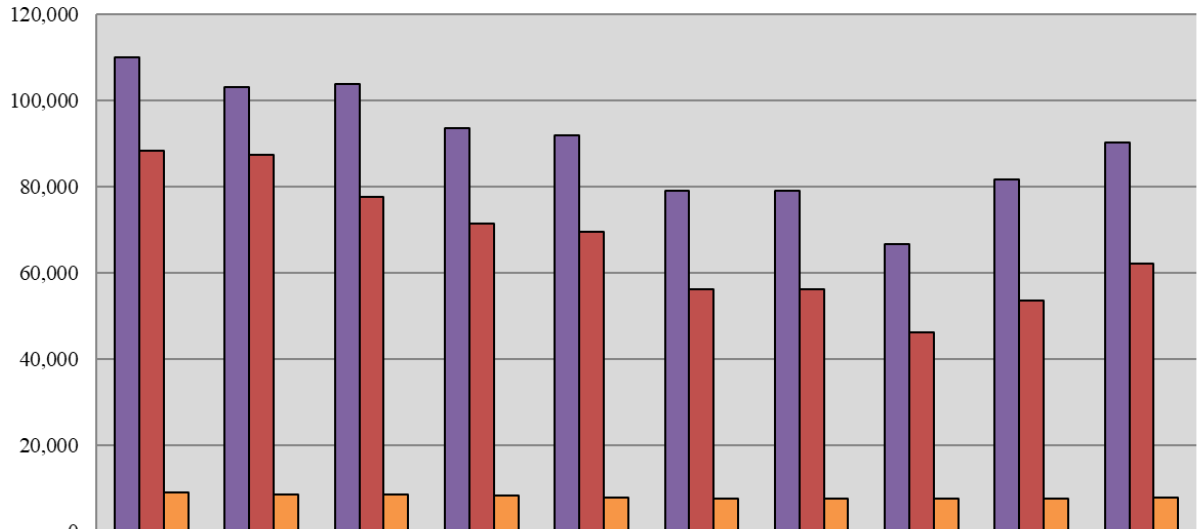
	2022	2023	Change	% Change
New Castle County	19,180	25,909	6,729	35.1%
Kent County	14,405	13,907	-498	-3.5%
Sussex County	20,141	22,395	2,254	11.2%
State	53,726	62,211	8,485	15.8%

Caseload Summary - Fiscal Years 2022-2023 - Criminal Preliminary Hearing Case Filings

	2022	2023	Change	% Change
New Castle County	4,043	4,008	-35	-0.9%
Kent County	1,813	1,832	19	1.0%
Sussex County	1,889	2,017	128	6.8%
State	7,745	7,857	112	1.4%

Source: Court Administrator, Court of Common Pleas; Administrative Office of the Courts.

Court of Common Pleas 10-Year Criminal Caseload Trend



	2014	2015	2016	2017	2018	2019	2020	2021	2022	2023
■ Misdemeanor Filings	110,071	103,176	103,825	93,630	92,008	79,162	79,162	66,737	81,806	90,410
■ Misdemeanor Dispositions	88,507	87,366	77,673	71,401	69,504	56,322	56,322	46,296	53,726	62,211
■ Preliminary Hearings	9,011	8,621	8,689	8,402	7,798	7,520	7,520	7,521	7,745	7,857

Fiscal Year

COURT OF COMMON PLEAS

Caseload Summary - Fiscal Years 2022-2023 - Total Criminal Misdemeanor and Civil Case Filings

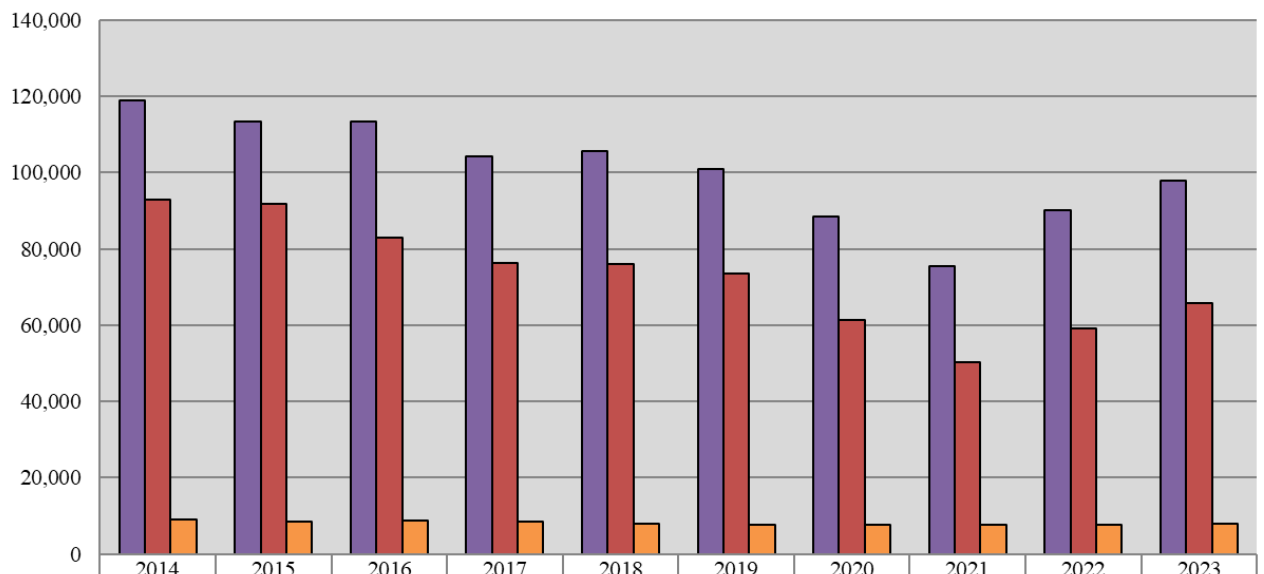
	2022	2023	Change	% Change
New Castle County	39,142	39,978	836	2.1%
Kent County	22,542	26,436	3,894	17.3%
Sussex County	28,494	31,607	3,113	10.9%
State	90,178	98,021	7,843	8.7%

Caseload Summary - Fiscal Years 2022-2023 - Total Criminal Misdemeanor and Civil Case Dispositions

	2022	2023	Change	% Change
New Castle County	22,441	28,035	5,594	24.9%
Kent County	15,419	14,545	-874	-5.7%
Sussex County	21,238	23,227	1,989	9.4%
State	59,098	65,807	6,709	11.4%

Source: Court Administrator, Court of Common Pleas; Administrative Office of the Courts.

Court of Common Pleas 10-Year Total Caseload Trend (Civil & Criminal)



Fiscal Year